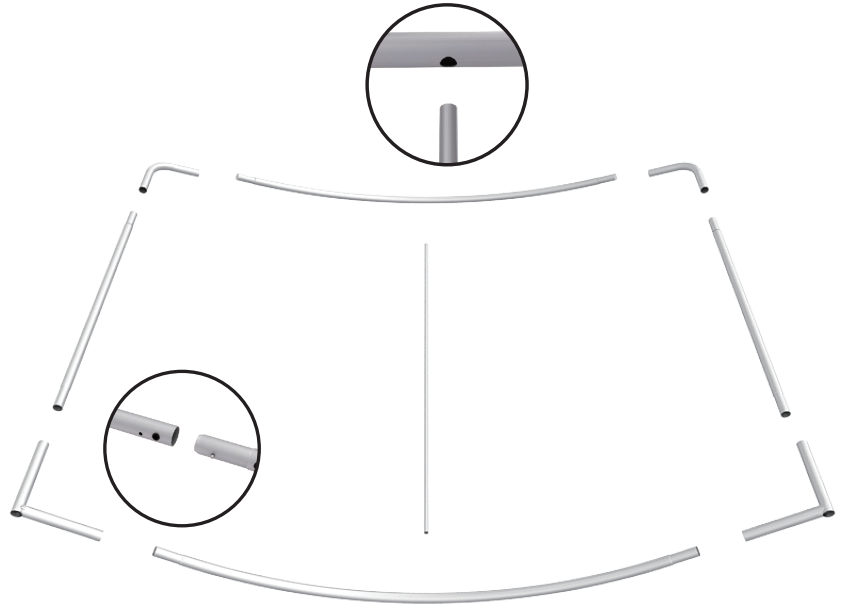
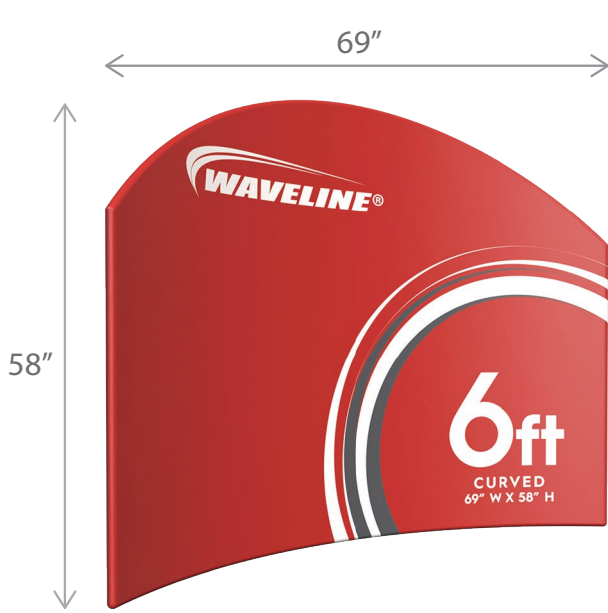



Waveline 6' Curved Table Top


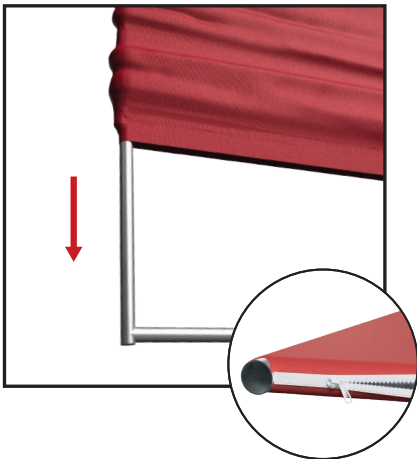
WL22CB-PCC



PARTS



- 1 Lay out parts according to the assembly diagram and push the pipes together. Connect sections with matching shape codes and insert center support pole.



- 2 Feed the fabric from the top of the frame, only a few feet at a time. Close the zipper.
- 3 For optional lights, position as desired and clamp into place.

DISPLAY CONSTRUCTION

Aluminum frame with aluminum support feet

GRAPHIC MATERIAL & FINISHING

Dye sublimated on One Planet, 100% recycled, fabric. Top grade YKK zippers along bottom of display.

Bottles recycled

74

LIMITED WARRANTY

- Frame : Lifetime - Graphics : 30 days

DIMENSIONS

Assembled Unit	69" w x 58" h
Graphic Size	69" w x 58" h
Shipping Box	36" w x 14" h x 14" d, 20 lbs