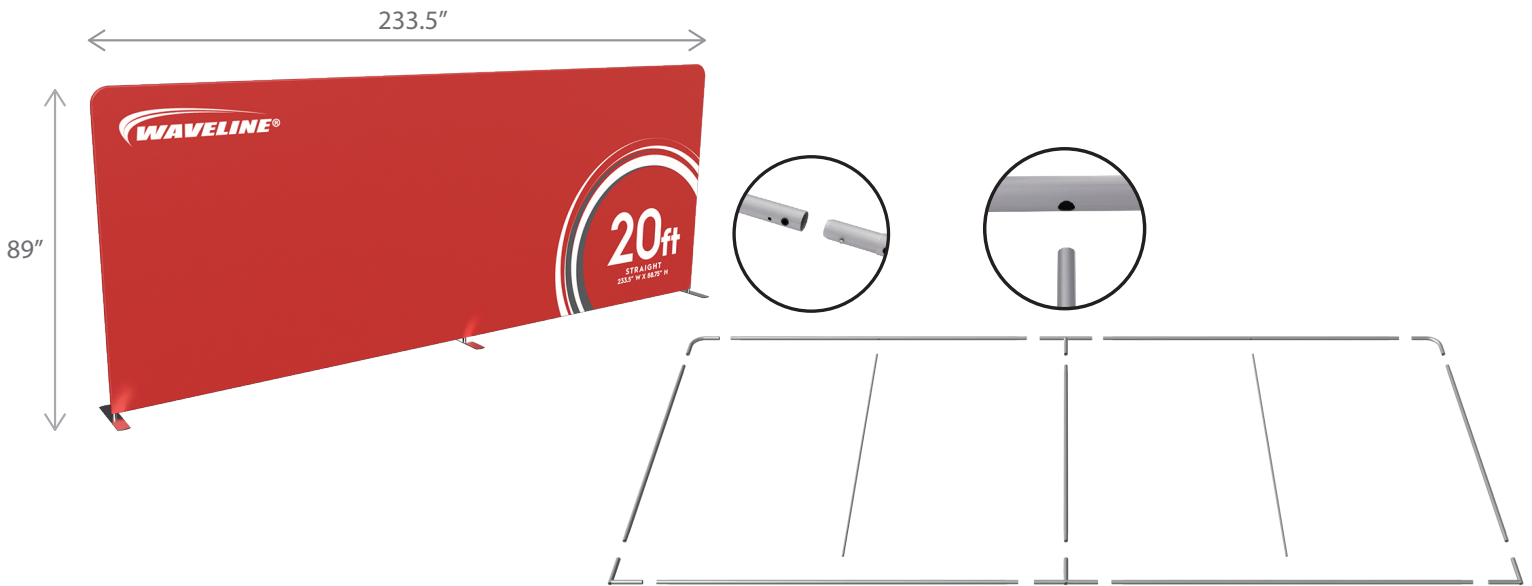


20' Flat Waveline

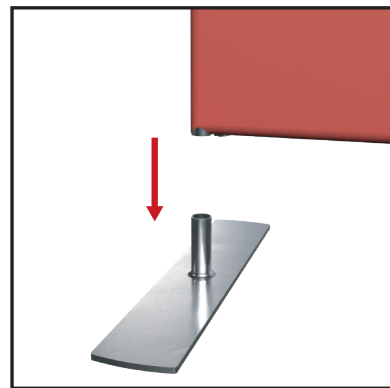
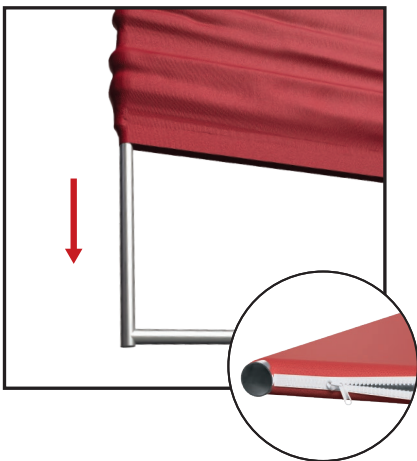
WL73FL-PCC



PARTS



1 Lay out parts according to the assembly diagram and push the pipes together. Connect sections with matching shape codes and insert center support poles.



2 Feed the fabric from the top of the frame, only a few feet at a time. Close the zipper.

3 Set up the feet in the position that you want to erect the stand, lift the panel(s) and fit on the feet.

DISPLAY CONSTRUCTION	
Aluminum frame with aluminum support feet	
GRAPHIC MATERIAL & FINISHING	
Dye sublimated on One Planet, 100% recycled, fabric. Top grade YKK zippers along bottom of display.	Bottles recycled
	316
LIMITED WARRANTY	
- Frame : Lifetime	- Graphics : 30 days

DIMENSIONS	
Assembled Unit	235.75" w x 89.75" h
Graphic Size	233.5" w x 88.75" h
Shipping Box	36" w x 14" h x 14" d, 45 lbs