

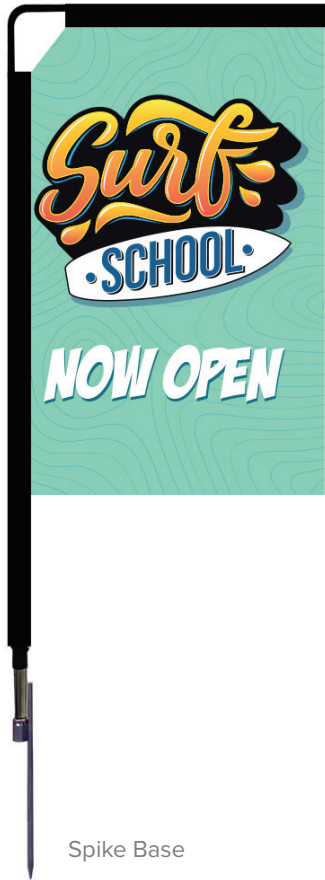
MAMBA SMALL

FLAGS


PRODUCT CODE: MBSBMTX-SB-SMG or MBSBMTX-XB-SMG



On frame On graphic



Spike Base



X-Base

PRODUCT DESCRIPTION

Mamba rectangle flags just got better! By attaching a “L” arm to our best selling Falcon Flags. You now have a rectangle flag. Mamba Rectangle Flag is great for commercial and advertising settings. Get your business noticed with a fully customized graphic print. Printed on a polyester-blend mesh material by the process of dye sublimation. Available with a spike base for displaying in grass or other soft surfaces or an X-Base for displaying on concrete or other hard surfaces.

Graphic Finishing Options:

Black flag trim (pocket trim) is sewn on the edge of the graphic (pole-side), leaving a pocket for pole insertion. A set of grommets are installed on the bottom of the trim in which the short bungee cord (included) can loop through and snugly attach the graphic to the base.

Please note that purchasing the new Mamba Rectangle Flag hardware. Included is an extra pole(s) that can be converted into a falcon flag pole set. Graphic Only Falcon Flag.

FLAG HEIGHT	5' H (From base of pole to tip of pole)
GRAPHIC SIZE	24.75"W x 41"H

GRAPHIC MATERIAL

MESH FABRIC

GRAPHIC FINISHING

Hemmed edges with pole pocket trim on top and left side

DISPLAY CONSTRUCTION

Carbon composite flag poles

SHIPPING WEIGHTS & DIMENSIONS

Shipping Weight	4 lbs (stand only w/spike base)
	5 lbs (stand, spike base and graphic)
Shipping Dimensions	9 lbs (stand only w/x-base)
	10 lbs (stand, x-base and graphic)
Shipping Dimensions	48"L x 4"W x 4"H

GRAPHIC TURN AROUND TIME

2 business days after proof approval for up to 10 sets

AVAILABILITY	CA,PA. and PFC
WIND SPEED RATING	18-23mph



Carry bag (included)



X-Base w/ optional water bag

MAMBA MEDIUM

FLAGS

PRODUCT CODE: MBSBMTX-SB-MDG or MBSBMTX-XB-MDG



On frame On graphic



Spike Base



X-Base

PRODUCT DESCRIPTION

Mamba rectangle flags just got better! By attaching a “L” arm to our best selling Falcon Flags. You now have a rectangle flag. Mamba Rectangle Flag is great for commercial and advertising settings. Get your business noticed with a fully customized graphic print. Printed on a polyester-blend mesh material by the process of dye sublimation. Available with a spike base for displaying in grass or other soft surfaces or an X-Base for displaying on concrete or other hard surfaces.

Graphic Finishing Options:

Black flag trim (pocket trim) is sewn on the edge of the graphic (pole-side), leaving a pocket for pole insertion. A set of grommets are installed on the bottom of the trim in which the short bungee cord (included) can loop through and snugly attach the graphic to the base.

Please note that purchasing the new Mamba Rectangle Flag hardware. Included is an extra pole(s) that can be converted into a falcon flag pole set. Graphic Only Falcon Flag.

FLAG HEIGHT	7' H (From base of pole to tip)
GRAPHIC SIZE	24.75"W x 65"H

GRAPHIC MATERIAL

MESH FABRIC

GRAPHIC FINISHING

Hemmed edges with pole pocket trim on top and left side

DISPLAY CONSTRUCTION

Carbon composite flag poles

SHIPPING WEIGHTS & DIMENSIONS

Shipping Weight	4 lbs (stand only w/spike base)
	5 lbs (stand, spike base and graphic)
Shipping Dimensions	9 lbs (stand only w/x-base)
	10 lbs (stand, x-base and graphic)
Shipping Dimensions	48"L x 4"W x 4"H

GRAPHIC TURN AROUND TIME

2 business days after proof approval for up to 10 sets

AVAILABILITY	CA, PA. and PFC
WIND SPEED RATING	18-23mph



Carry bag (included)



X-Base w/ optional water bag

MAMBA LARGE

FLAGS

PRODUCT CODE: MBSBMTX-SB-LGG or MBSBMTX-XB-LGG



On frame On graphic



Spike Base



X-Base

PRODUCT DESCRIPTION

Mamba rectangle flags just got better! By attaching a “L” arm to our best selling Falcon Flags. You now have a rectangle flag. Mamba Rectangle Flag is great for commercial and advertising settings. Get your business noticed with a fully customized graphic print. Printed on a polyester-blend mesh material by the process of dye sublimation. Available with a spike base for displaying in grass or other soft surfaces or an X-Base for displaying on concrete or other hard surfaces.

Graphic Finishing Options:

Black flag trim (pocket trim) is sewn on the edge of the graphic (pole-side), leaving a pocket for pole insertion. A set of grommets are installed on the bottom of the trim in which the short bungee cord (included) can loop through and snugly attach the graphic to the base.

Please note that purchasing the new Mamba Rectangle Flag hardware. Included is an extra pole(s) that can be converted into a falcon flag pole set. Graphic Only Falcon Flag.

FLAG HEIGHT	9.8' H (From base of pole to tip of pole)
GRAPHIC SIZE	24.75"W x 104"H

GRAPHIC MATERIAL

MESH FABRIC

GRAPHIC FINISHING

Hemmed edges with pole pocket trim on top and left side

DISPLAY CONSTRUCTION

Carbon composite flag poles

SHIPPING WEIGHTS & DIMENSIONS

Shipping Weight	5 lbs (stand only w/spike base)
	7 lbs (stand, spike base and graphic)
Shipping Dimensions	10 lbs (stand only w/x-base)
	12 lbs (stand, x-base and graphic)
Shipping Dimensions	48"L x 4"W x 4"H

GRAPHIC TURN AROUND TIME

2 business days after proof approval for up to 10 sets

AVAILABILITY	CA,PA. and PFC
WIND SPEED RATING	18-23mph



Carry bag (included)



X-Base w/ optional water bag

MAMBA X-LARGE

FLAGS

PRODUCT CODE: MBSBMTX-SB-XLG or MBSBMTX-XB-XLG



On frame On graphic



Spike Base



X-Base

PRODUCT DESCRIPTION

Mamba rectangle flags just got better! By attaching a “L” arm to our best selling Falcon Flags. You now have a rectangle flag. Mamba Rectangle Flag is great for commercial and advertising settings. Get your business noticed with a fully customized graphic print. Printed on a polyester-blend mesh material by the process of dye sublimation. Available with a spike base for displaying in grass or other soft surfaces or an X-Base for displaying on concrete or other hard surfaces.

Graphic Finishing Options:

Black flag trim (pocket trim) is sewn on the edge of the graphic (pole-side), leaving a pocket for pole insertion. A set of grommets are installed on the bottom of the trim in which the short bungee cord (included) can loop through and snugly attach the graphic to the base.

Please note that purchasing the new Mamba Rectangle Flag hardware. Included is an extra pole(s) that can be converted into a falcon flag pole set. Graphic Only Falcon Flag.

FLAG HEIGHT	13.6' H (From base of pole to tip of pole)
GRAPHIC SIZE	24.75"W x 144"H

GRAPHIC MATERIAL

MESH FABRIC

GRAPHIC FINISHING

Hemmed edges with pole pocket trim on top and left side

DISPLAY CONSTRUCTION

Carbon composite flag poles

SHIPPING WEIGHTS & DIMENSIONS

Shipping Weight	5 lbs (stand only w/spike base)
	8 lbs (stand, spike base and graphic)
Shipping Dimensions	10 lbs (stand only w/x-base)
	13 lbs (stand, x-base and graphic)
Shipping Dimensions	48"L x 4"W x 4"H

GRAPHIC TURN AROUND TIME

2 business days after proof approval for up to 10 sets

AVAILABILITY	CA,PA. and PFC
WIND SPEED RATING	18-23mph



Carry bag (included)



X-Base w/ optional water bag

AVAILABLE ACCESSORIES



Triangle Spike Base
FAL-TRI-SB



Water Bag
WBAG



Fixed Mount - 90 Degree
FAL-FM90D




Fixed Mount - 0 Degree
FAL-FM0D



Fixed Mount - 30 Degree
FAL-FM30D

SET UP INSTRUCTIONS



- Flag poles are numbered for easy assembly. Follow guide above for assembly order
(Note: Medium flagpole can convert to Large and X-Large size by adding additional pole #3's)
- Connect all flag poles except the L Arm at the top
- Insert tip of flagpole into the black pocket trim on the side of the flag and push it all the way to the end of the pocket
- Insert the L Arm through the top black pocket trim and then insert the base of the L Arm into the end of the flag pole
- Secure flag by lacing the bungee through the grommets on the pocket trim and tethering it to the hook at the base of the pole.
- Insert pole into desired base to display flag.

Poles 1a and 1b will be included with all Mamba Flagpole Graphic Package and Hardware only orders to convert flag pole for use with Falcon and Sunbird shape flags.

Spike Base

Insert the pointed end of the spike base into the ground. Insert the post with rubber grommets into the opening on bottom of the flagpole to display flag.



X-Base

Unfold legs and insert the post with rubber grommets into the opening on bottom of the flagpole to display flag. A water bag can be added for added stability.

